




# Netball Northern Zone Community Netball

Community Netball Manager  
Trish Wilcox

Vision :

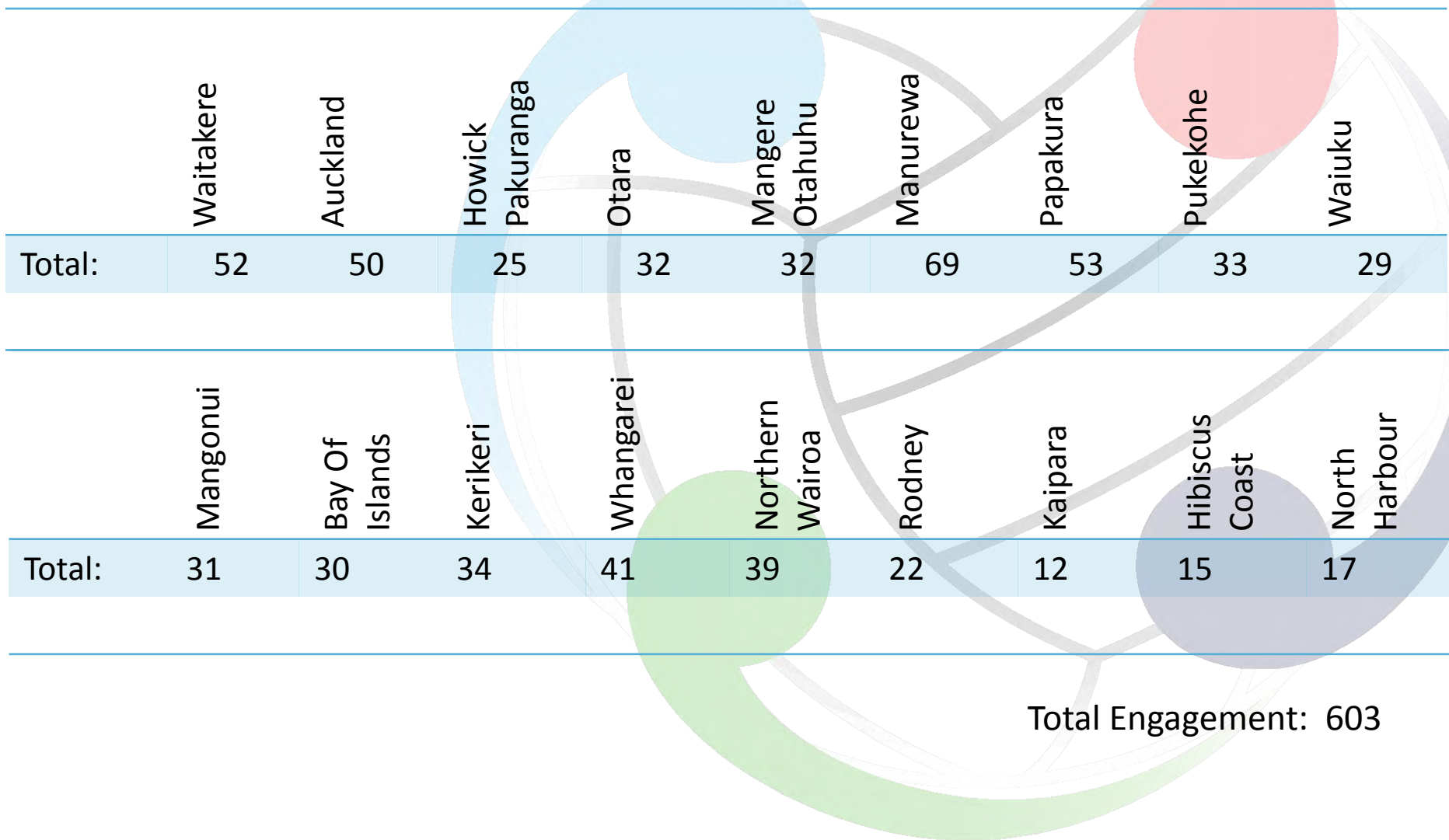
To be regarded as the benchmark Zone in NZ



# Community Netball Team

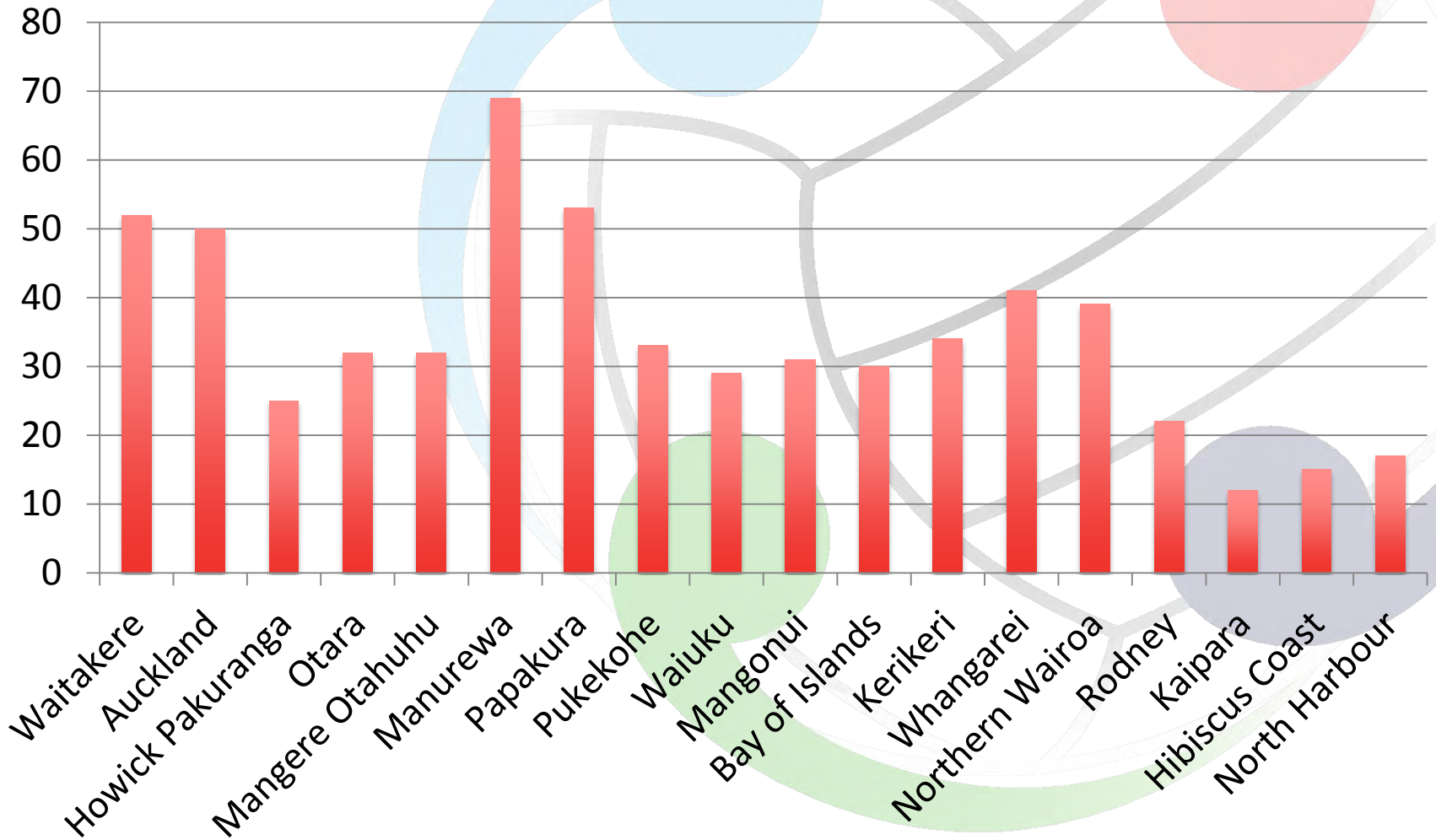
- **Community Netball Manager: Trish Wilcox**
- **Umpire Development Officer: Jan Skilton**
- **Junior Development Officer: Anne Nicholson**
- **Netball Development Officer – Far North: Jo Hona**
- **Netball Development Officer – Mid North: Trina Henare**
- **Netball Development Officer – Southern:  
Tania Heap/Tracey Spence**

# Centre Engagement

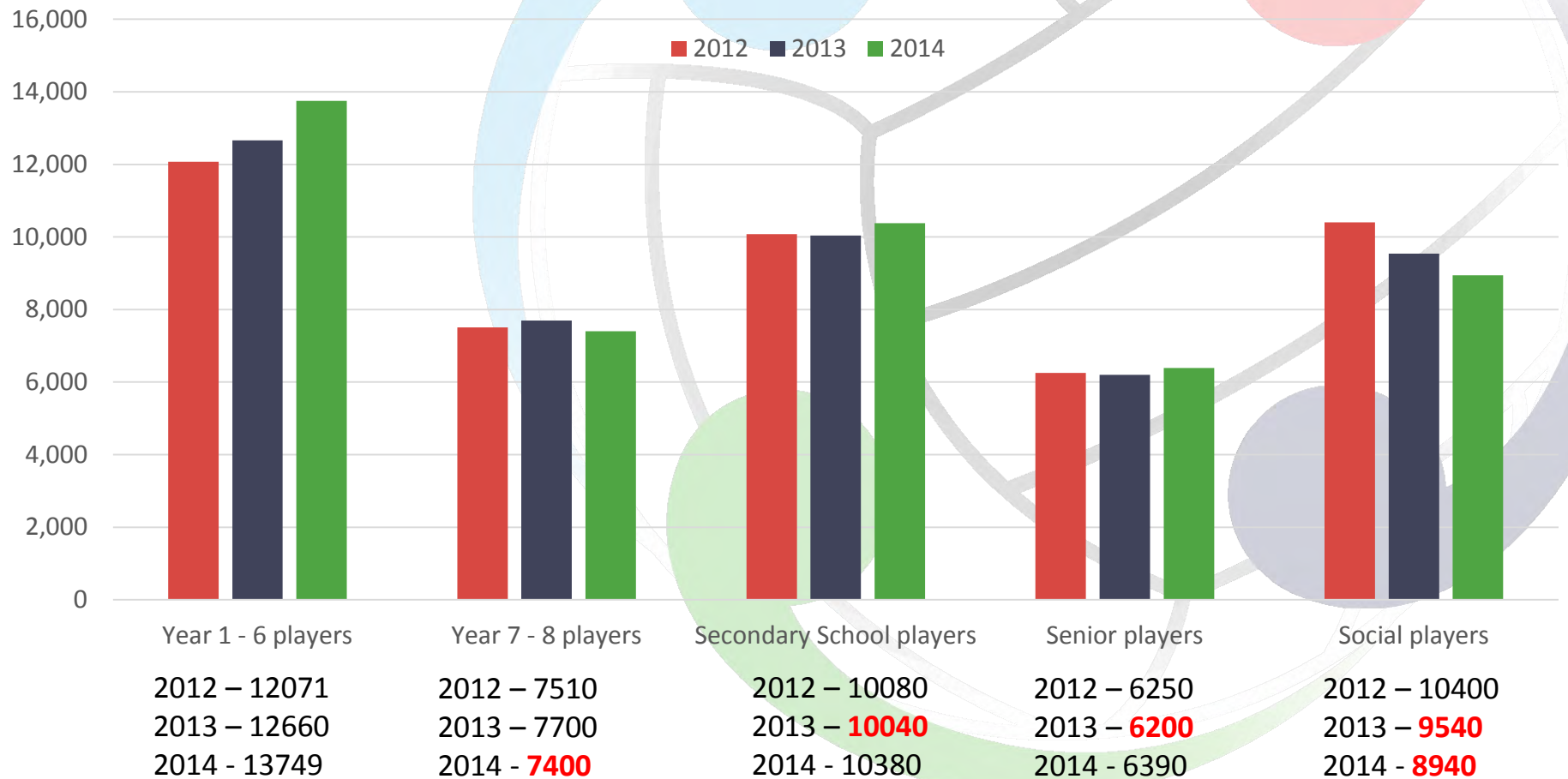


Total Engagement: 603

# Centre Engagement

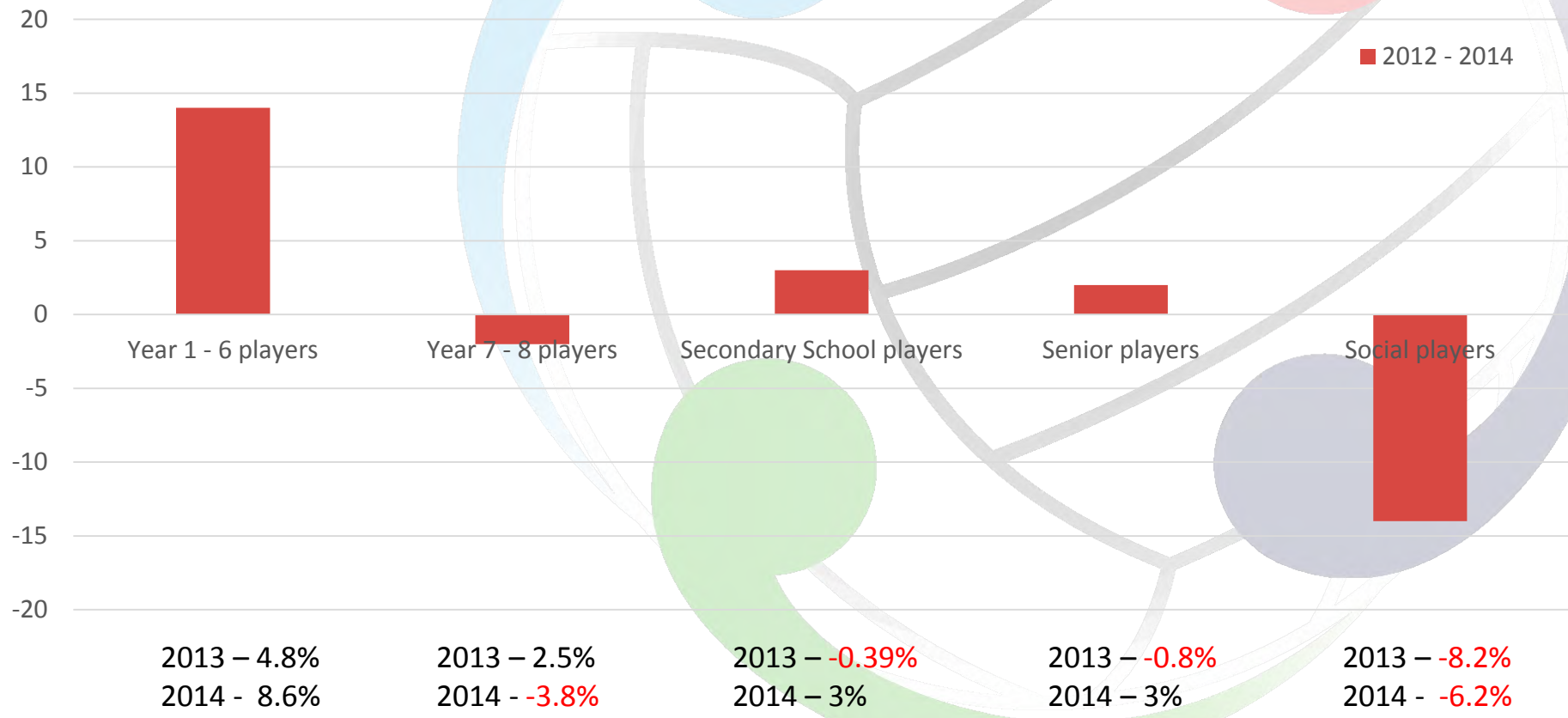


# Zone - Player Participation 2012-2014



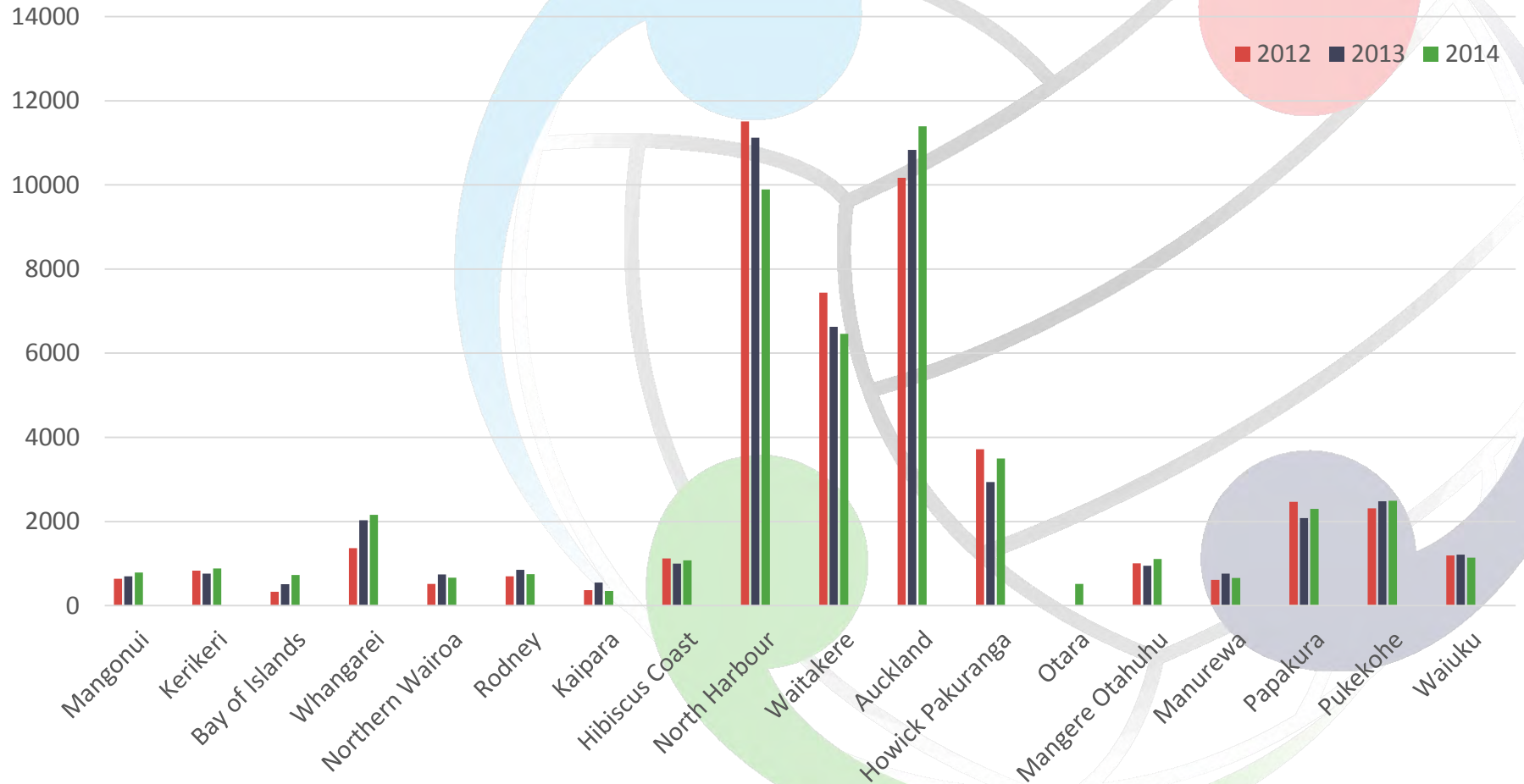


# Zone - Player % Comparison 2012 - 2014





# Centre – Player Participation 2012-2014



# Centre – Player Comparisons 2012-2014

	Mangonui	Kerikeri	Bay of Islands	Whangarei	Northern Wairoa	Rodney	Kaipara	Hibiscus Coast	North Harbour	Waitakere	Auckland	Howick Pakuranga	Otara	Mangere Otahuhu	Manurewa	Papakura	Pukekohe	Waiuku	Total
2012 Yr 1 - 6 players	180	300	0	398	170	319	210	520	2,000	2,690	2,580	779	n/a	444	234	758	345	144	12071
2013 Yr 1 - 6 Players	210	300	140	800	180	310	240	470	2,240	2,420	2,700	980	n/a	400	290	470	360	150	12660
2014 Yr 1 - 6 Players	295	303	220	878	176	290	249	477	2,370	2,238	2,883	741	205	549	309	811	691	64	13749
2012 Yr 7 - 8 players	0	190	60	340	110	90	150	300	1,610	1,110	1,400	620	n/a	150	150	350	600	280	7510
2013 Yr 7 - 8 players	80	180	90	350	110	80	120	230	1,590	1,130	1,470	660	n/a	190	160	370	610	280	7700
2014 Yr 7 - 8 players	110	210	130	360	110	80	100	200	1,520	1,130	1,590	590	80	180	110	360	210	330	7400
2012 Sec. Sch players	140	210	130	410	80	130	10	90	2,380	1,820	2,850	710	n/a	110	30	390	430	160	10,080
2013 Sec. Sch players	70	200	150	400	100	130	0	100	2,450	1,590	3,030	690	n/a	150	60	320	420	180	10040
2014 Sec. Sch players	60	170	150	460	100	140	0	40	2,480	1,450	3,240	880	70	160	20	370	410	180	10380
2012 Senior players	320	130	140	220	160	160	0	210	1,060	560	1,010	610	n/a	300	200	550	410	210	6250
2013 Senior players	340	80	130	340	210	170	0	200	1,080	520	1,050	610	n/a	210	190	560	330	180	6200
2014 Senior players	320	200	120	320	180	180	0	200	1,000	570	1,120	500	160	220	220	520	370	190	6390
2012 Social players	0	0	0	0	0	0	0	0	4,460	1,260	2,330	1,000	n/a	0	0	420	530	400	10400
2013 Social players	0	0	0	140	140	160	190	0	3,760	970	2,580	0	n/a	0	60	360	760	420	9540
2014 Social players	0	0	110	140	100	60	0	160	2,520	1,070	2,560	790	0	0	0	240	810	380	8940
<b>TOTAL PLAYERS</b>																			
Centre 2012	640	830	330	1,368	520	699	370	1,120	11,510	7,440	10,170	3,719	n/a	1,004	614	2,468	2,315	1,194	46311
Centre 2013	700	760	510	2,030	740	850	550	1,000	11,120	6,630	10,830	2,940	n/a	950	760	2,080	2,480	1,210	46140
Centre 2014	785	883	730	2,158	666	750	349	1,077	9,890	6,458	11,393	3,501	515	1,109	659	2,301	2,491	1,144	46859



**NETBALL  
NORTHERN**

*Integrity, Unity, Loyalty, Excellence*



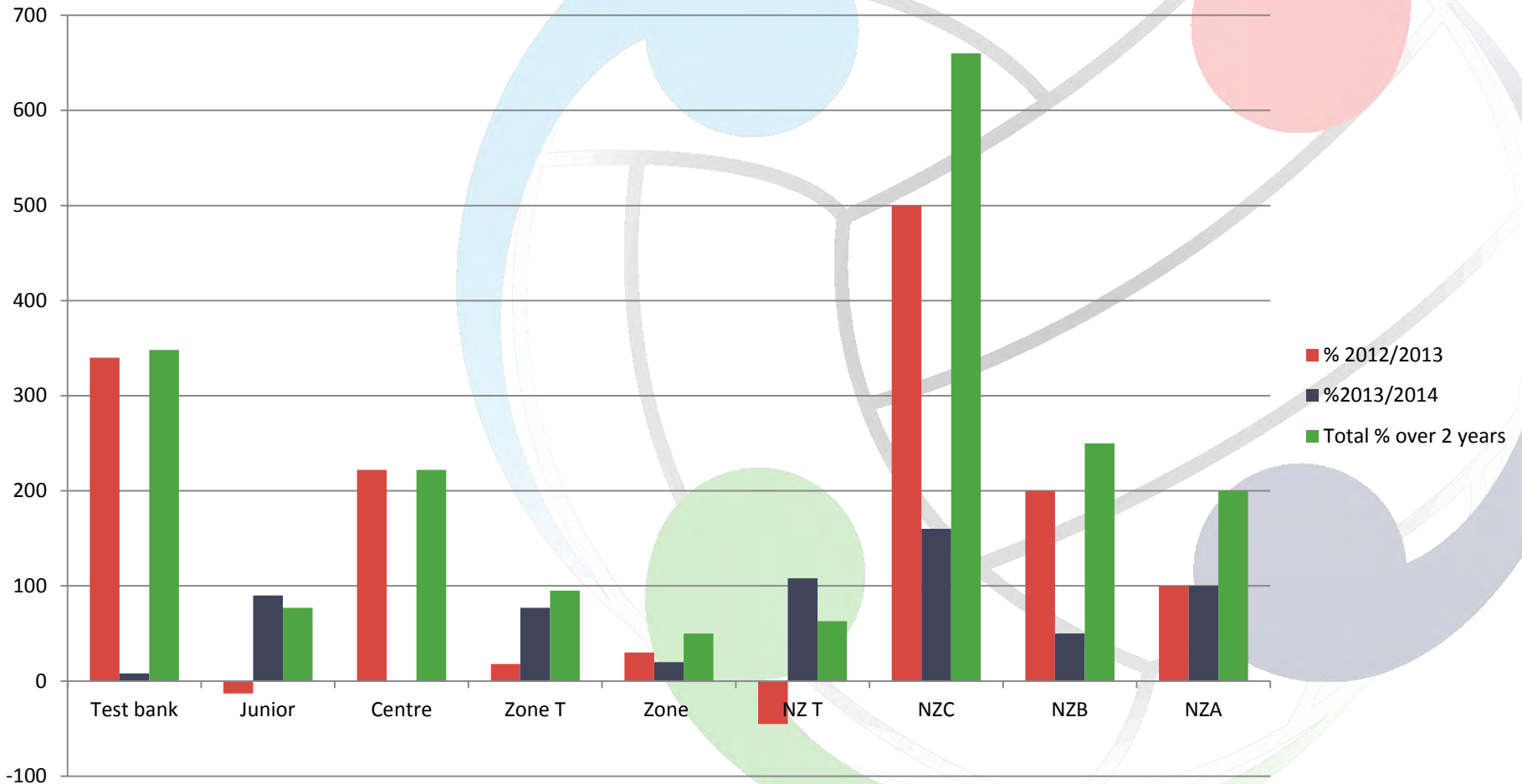
# Umpire Development

## Zone Umpires Development Group;

- Mangonui, Bay of Islands, Kerikeri - Leah Lazaru
- Whangarei, Northern Wairoa - Sharon Frazer
- Rodney, Hibiscus Coast, Kaipara - Jan Skilton
- North Harbour - Fay Meiklejohn
- Waitakere, Auckland - Elaine Curtis
- Howick Pakuranga (Otara) - Debbie Shoebridge
- Mangere Otahuhu, Papakura - Theresa Dixon
- Manurewa - Raewyn Ronaldson
- Pukekohe, Waiuku - Eleanor Kitching



# Umpiring Results



# Junior Development

## Centre Endorsement; 89%

- 16 Centres plus one satellite (Otara) are now endorsed to roll out the new NNZ Junior Netball Programme
- 2 Centres are in the process of becoming Endorsed (100%)

## Centre Engagement;

- 10 Centres Year 1 & 2 Programme
- 2 Centres Year 1 & 2 and Year 3 Programmes
- 4 Centres Year 1 & 2 and Year 3 & 4 Programmes

Note; 6 Centres involved in 2013 NNZ Junior Pilot Programme



More fun. More passes. More goals.

A game that grows with the players.

For more information go to:  
[www.mynetball.co.nz/juniornetball](http://www.mynetball.co.nz/juniornetball)





**Player Participation; 2,123 players involved**

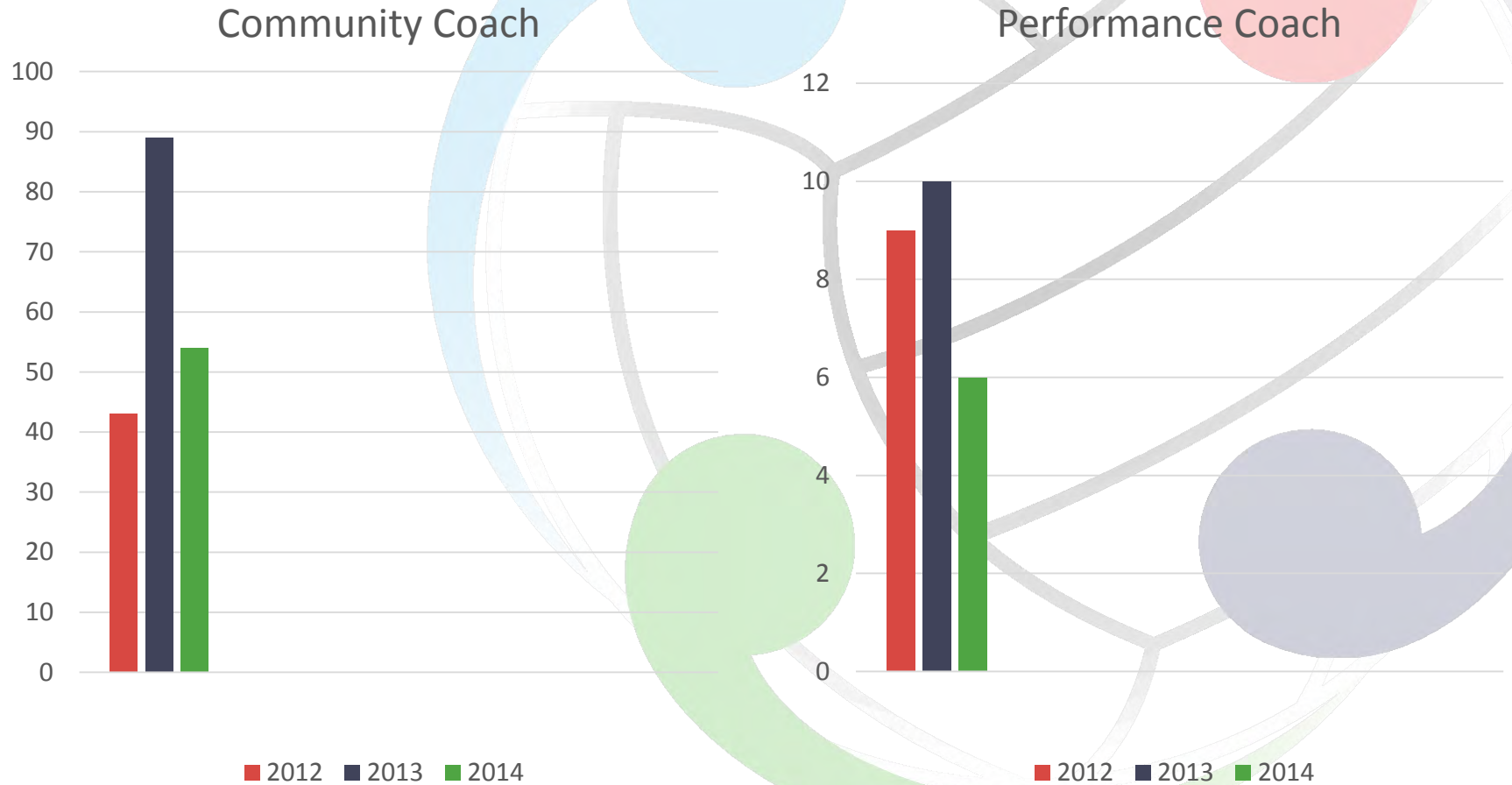
- 1,442 Year 1 & 2 players
- 403 Year 3 players
- 278 Year 3 & 4 players

**Workshop Participation; 390 coaches trained**

- 209 Year 1 & 2 Star Helpers trained
- 127 Year 3 & 4 Coaches trained
- 54 Junior Co-ordinators trained



# Coach Development





# Northland Development Officer

Jo Hona - Mangonui, Bay of Islands, Kerikeri

- Zone Active in Schools Programme - 7 schools engaged
- NNZ Community Coach Awards - 9 coaches
- Leadership Programme - over 20 girls
- Sport Northland Expo – Kaikohe
- Taster Day - Kaikohe Schools
- Kerikeri Netball Centre – 2014 winners of Trust Power Community Award for for sport and leisure







# Northland Development Officer

Trina Henare - Whangarei, Northern Wairoa, Rodney

- Zone Active in Schools Programme - 7 schools engaged/366 children
- NNZ Community Coach Awards – 8 coaches
- Leadership Programme – 39 girls
- Representative teams entered NNZ Age Groups Tournie for the first time – Whangarei U15 placed 4<sup>th</sup> & Northern Wairoa U17 placed 34<sup>th</sup>
- Netball Rodney Centre - 50<sup>th</sup> Jubilee Celebrations



# Southern Development Officer

Tania Heap (Jan 2013-June 2014)/Tracey Spence (June 2014 – Current)  
Howick Pakuranga (Otara), Mangere Otahuhu, Manurewa, Papakura, Pukekohe, Waiuku

- Zone Active in Schools Programme and Taster days -8 schools and 3148 children engaged
- NNZ Community Coach Awards - 57 coaches
- NNZ Out Reach Programme – hosted by Waiuku
- Field Day – hosted by Pukekohe
- School Holiday Programme – hosted by Waiuku
- Support Counties Manukau Sport with Expo and Cluster Tournaments



# Active in Schools Programme

- Netball Northern Zone Active in Schools Programme to the targeted schools;
- promote new NNZ Junior Netball Programme
- engage the school to their local Netball Centre
- increase participation

Mid & Far North Schools	Class Years	Student Engagement	South & Central Schools	Class Years	Student Engagement
Ohaeawai	1 - 6	466	Leabank Primary	1 - 2	483
Dargaville Primary	1 - 4	108	ACG Strathallan	1 - 4	438
Westmount Primary	1 - 4	64	Manurewa Central	3 - 4	752
Tinopai	1 - 8	61	Findlayson Park	1 - 2	629
Maungatapere	1 - 4	504	Wymondley Road	1 - 3	400
Whangarei Adventist	1 - 4	44	View Road	1 - 8	219





<b>Mid &amp; Far North Schools</b>	<b>Class Years</b>	<b>Student Engagement</b>	<b>South &amp; Central School</b>	<b>Class Years</b>	<b>Student Engagement</b>
St Joseph's Catholic	1 - 6	130	Aka Aka	1 - 4	88
Te Kopuru (1)	1 - 6	234	Otaua	1 - 8	139
Te Kopuru (2)	1 - 8	56	Blockhouse Bay Primary	1 - 2	97
Oruaiti School	1 - 6	48	St. Mary's	1 - 4	254
Totara North School	1 - 6	64			
Hokianga Cluster (covers 4 schools)	1 - 8	79			
Hata Maria School	1 - 6				
Kaikohe West	1 - 2	269			
Tautoro	1 - 4	18			

# Funding

## **Auckland Sport**

- Working closely with Auckland Sport to establish further Regional Funding opportunities. This leaves the local RST's and local Netball Centres to continue their relationships of funding local Centre initiatives.

## **Leadership Funded Programme**

- Current funding until the end of 2014.
- New application to continue and expand this programme for 2015 will be accepted/declined end of September.





## **Coach Co-ordinator Project**

Reached conclusion and funding period ended.

Proven success; increase in Community Coach Awards and Centres with coach development plans in place.

Going forward; seek further funding opportunities to assist Centres in raising their capabilities in coach development.

## **Regional Kiwisport Fund (NNZ MLTM and MTM)**

Reached conclusion and funding period ended.

Proven success; increase and upskilling of mainly secondary school student coaches, teachers and parents attending these workshops.

Positive impact; participating secondary schools fielded more teams and players had better experiences with student coaches.

# Leadership Project

9 Centres involved



# Leadership Outcomes

Centre	No. in group	Key activities
Mangonui		
Bay of Islands	16	Team building activities; trained Star Helpers; Coaching Module MT & M; umpiring qualification Centre Badge; managed Leadership Tournament; Trivial Pursuit evening on Governance
Kerikeri	14	Trained Star Helpers; Gold Coast Netball Festival; umpiring qualification Junior Badge;
Whangarei	10	Trained Star Helpers; Coaching Module MT&M & PCC; coaching teams from Juniors to Year 9; umpiring qualifications Centre Badge & Zone Theory; Talent ID Selection and provided assistance with Twilight Tournaments, Field Days and prize giving's; competition helpers on Saturdays; due to complete Te Reo & Protocols, Team Building; PD, Growing Leaders
Northern Wairoa	11	Trained Star Helpers & Junior Co-ordinators; Bailey's Beach to Town Walk; to manage Vball 6 week competition in Term 4



<b>Centre</b>	<b>No. in group</b>	<b>Key activities</b>
Rodney	17	Camp -Trained Star Helpers & Umpiring theory; to start community activities in Term 4
Kaipara	8	Trained Star Helpers; First Aid Course; Police Safety Workshop; assisted with new Junior Programme; umpiring qualification Junior to Centre; to manage Fast 5 Competition and a Junior Carnival in Term 4
Hibiscus Coast	9	Pre-season working bee; trained Star Helpers for 10 week programme; Leadership Junior Tournament; Competition helpers Thursdays & Saturdays; due to help at Junior Twilight Tournament and do Coaching Modules
North Harbour	14	Coaches for School Holiday programmes; Pinehurst Sports Expo; coaches for After School Coaching programmes; operational support for Junior Netball Tournament; co-ordinate and lead activities for Primary School Fun Carnival; umpiring qualifications Junior through Zone, regularly umpiring from primary school to representative games; one leader is now Umpire Liaison & does allocations for her club; coaching school teams and one leader coached a Year 7 representative team



# UNISS

- Zone representation to support the UNISS organising committee with hosting this major event were Trish and Jan.
- Record number of teams entered; 114 teams.
- 1,400 Players, 125 umpires and 17 umpire coaching panel and 15 Tournament selectors and a small army of volunteers from Netball Waitakere.
- The Zone conducted a review of the selection process and introduced new system in line with NNZ Emerging Talent Selection process. The number of tournament players identified was increased to reflect the increase in participation and to bring in line with the rest of NZ .
- In the process of conducting a review of this tournament, to date feedback has been very positive.
- Congratulations to Netball Waitakere on a very successful tournament.





# “Keep Calm”





# Key Priorities



Continue to support Centres with the progressive roll out of NNZ Junior Programme

# Key Priorities



Establish pilot for NNZ Year 5 & 6 Junior Programme

# Key Priorities



Review Year 7 & 8 competitions; development programmes to assist Centres with new initiatives to retain and increase players in this age group



# Key Priorities



NETBALL NEW ZEALAND  
Pōitārahiti Aotearoa

Support NNZ to facilitate the Whole of Netball Plan at Zone level.

# Key Priorities



Increase participation by 2% across all levels of the game;  
players, coaches, umpires, technical officials

Regular engagement with all Centres by Zone Community  
Team

# Key Priorities



In collaboration with NNZ and Key Zone Technical Official Leaders develop Recruitment and Retention Programmes.



# Key Priorities



Establish further regional funding opportunities working closely with Auckland Sport and other regional funders